

VoipSv-Guide

English version.



Table of Contents

VoipSv-Guide	0
English version.....	0
Introduction	2
Getting Started	3
Sign up	4
How to recharge credit	5
Set Up your calling environment.....	6
Sender SMS	9
Top Up.....	9
Conclusion.....	10

Introduction

Welcome to VoipSV: Your Premier VoIP Communication Solution

At VoipSV, we redefine the way you connect with the world. Our state-of-the-art VoIP service, coupled with convenient SMS delivery options, is designed to elevate your communication experience. With cutting-edge SIP (Session Initiation Protocol) technology and the UDP protocol, we ensure unparalleled clarity and reliability in every call.

REGISTER OR LOGIN

RECHARGE WITH BITCOIN (BTC): PRIVACY AND SECURITY IN YOUR HANDS

As El Salvador pioneers bitcoin as legal tender, VoipSV prioritizes your privacy and security. Embrace the convenience and confidentiality of recharging your account with Bitcoin (BTC), reflecting our commitment to your peace of mind.

Competitive Rates, Unmatched Stability

At VoipSV, quality and affordability converge. Our competitive rates guarantee high-quality calls without compromise, while our unwavering commitment to stability ensures uninterrupted conversations. Join us today, and explore a communication landscape tailored to your needs. Register now and embrace seamless, borderless communication!

Global Impact:

In today's interconnected world, efficient international communication is paramount. VoIP breaks down geographical barriers, facilitating cost-effective calls and fostering global connectivity.

Getting Started

Q:	What is [Application/Website/Service Name] and what does it do?
A:	https://voipsv.com/

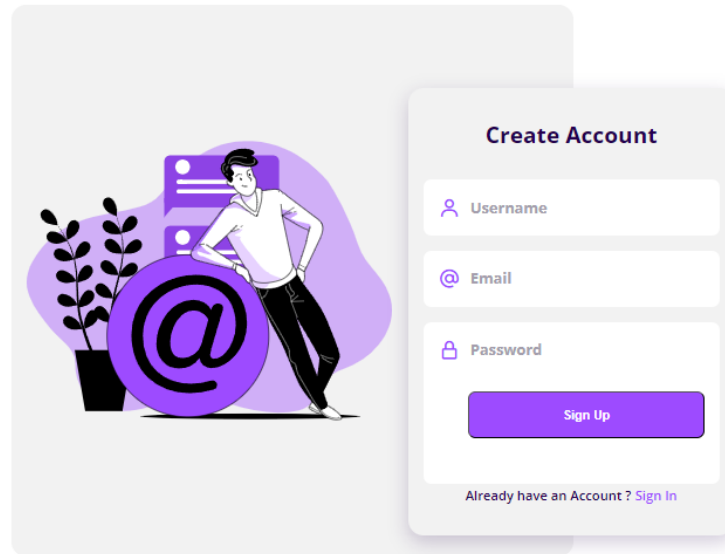
Q:	How do I create an account?
A:	Go to login, and go sign up, enter a username, email and password.

Q:	What are the system requirements for [Application/Website/Service Name]?
A:	Software client sip as Zoiper, Linphone, SipPort etc.

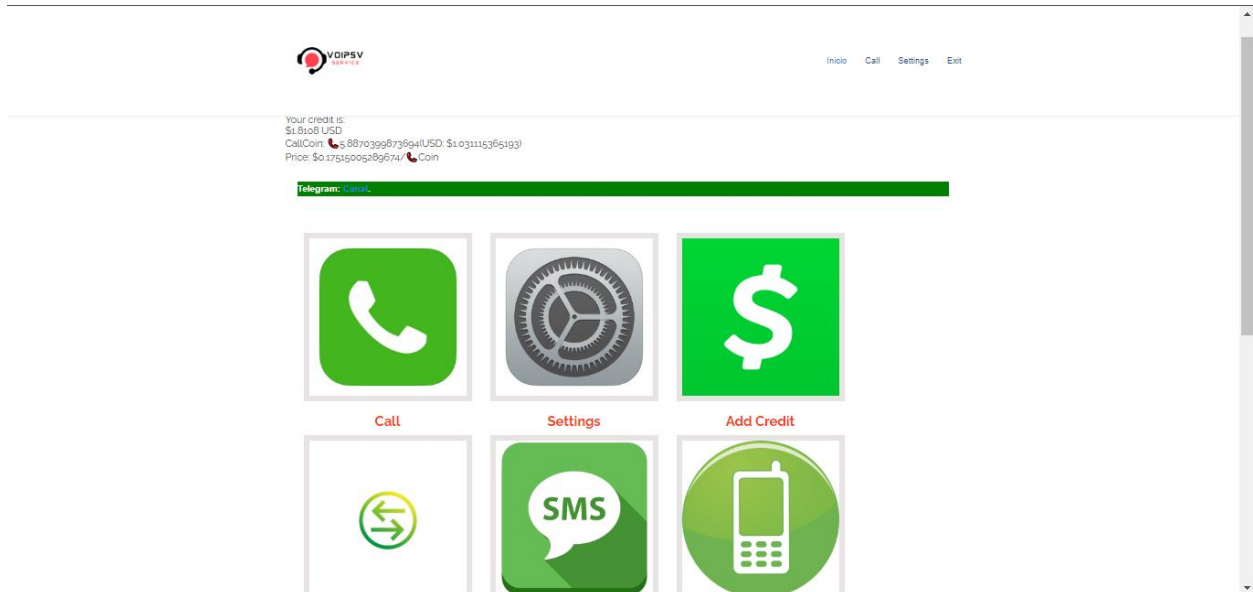
Q:	How to top up the account
A:	Go to add add credit, choose between the payment methods and wait for it to be completed.

Sign up

Once you have entered <https://voipsv.com/>, go to login and once here click on Sign Up. If in this case you do not have an account, proceed to register:



How to recharge credit



Once here, it directs you to “add credit” and you will get a payment method option. In this case, you can pay with your card directly or load it with BITCOIN (In this case, you must wait for the payment to be confirmed and it will automatically be added.) In case the balance does not appear, you can go to the Telegram group and comment on your problem.

Send screenshot on telegram group <https://t.me/voipsv> if you have problems

Bitcoin

BITCOIN Minimum(\$10 usd):

USD

BUY

Credit card

Credit card (Min \$1 usd / Max \$100 usd):

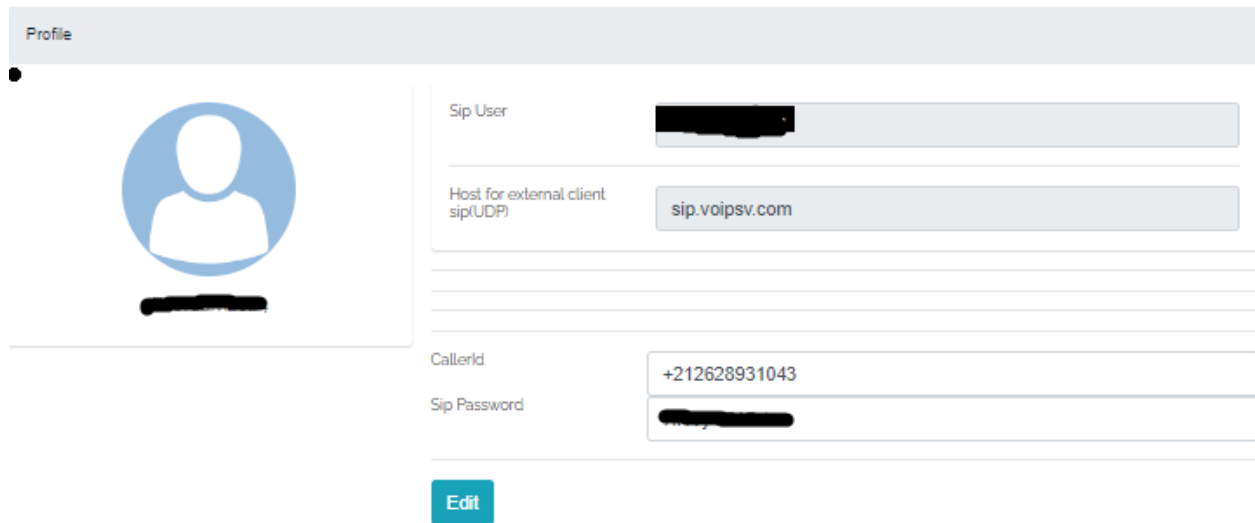
USD

BUY

Set Up your calling environment

Once you have recharged your account you can start making calls, but how?

Well just go to your account settings



Profile

Sip User

Host for external client sip(UDP) sip.voipsv.com

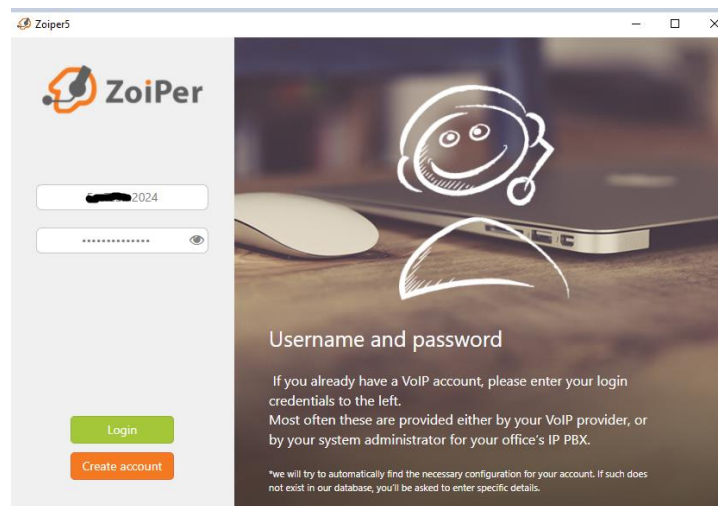
CallerId +212628931043

Sip Password

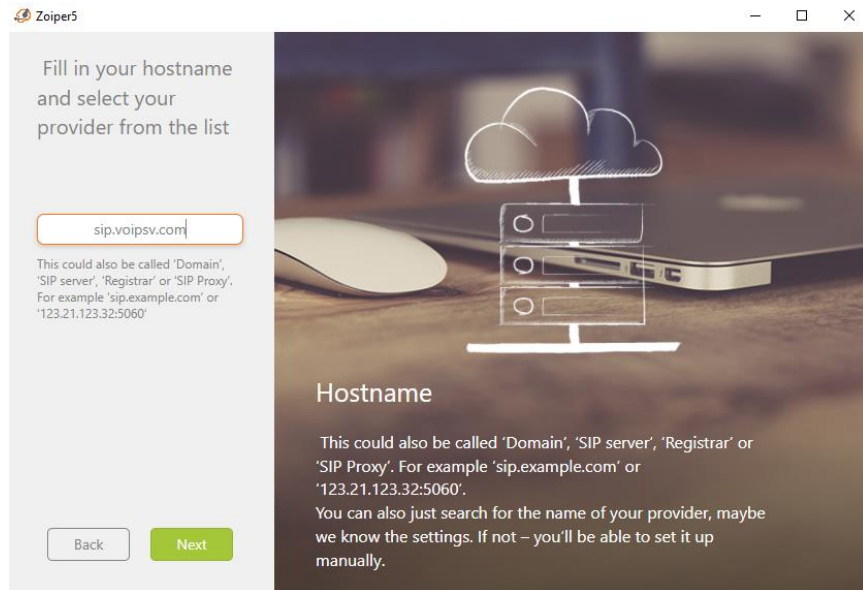
Edit

In the CallerId section, you must enter the number you will call with, in this case you must enter the “+” then the area code and the number to use, for example +212628931043, once you have entered the number to use, you go to edit.

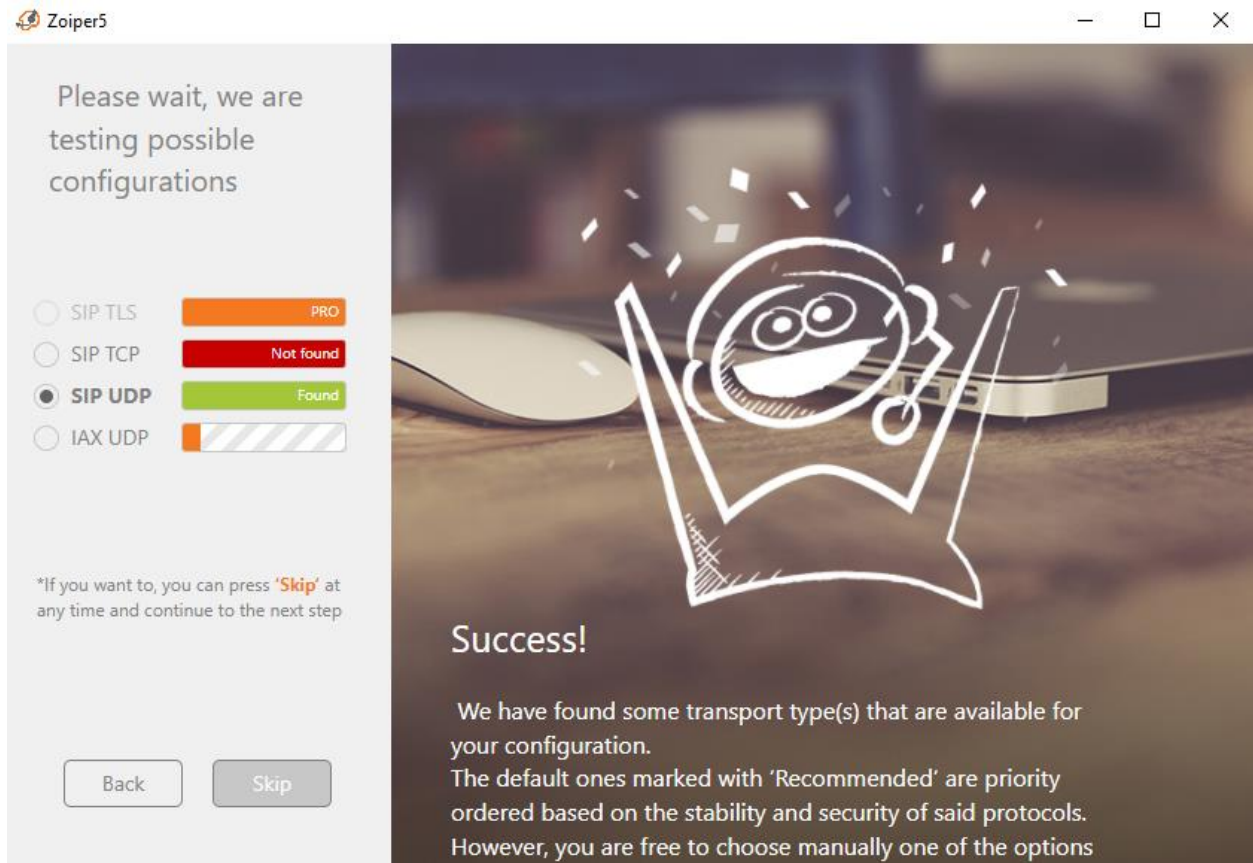
Once the account is configured, download a SIP Client, in this case I will use ZOIPER

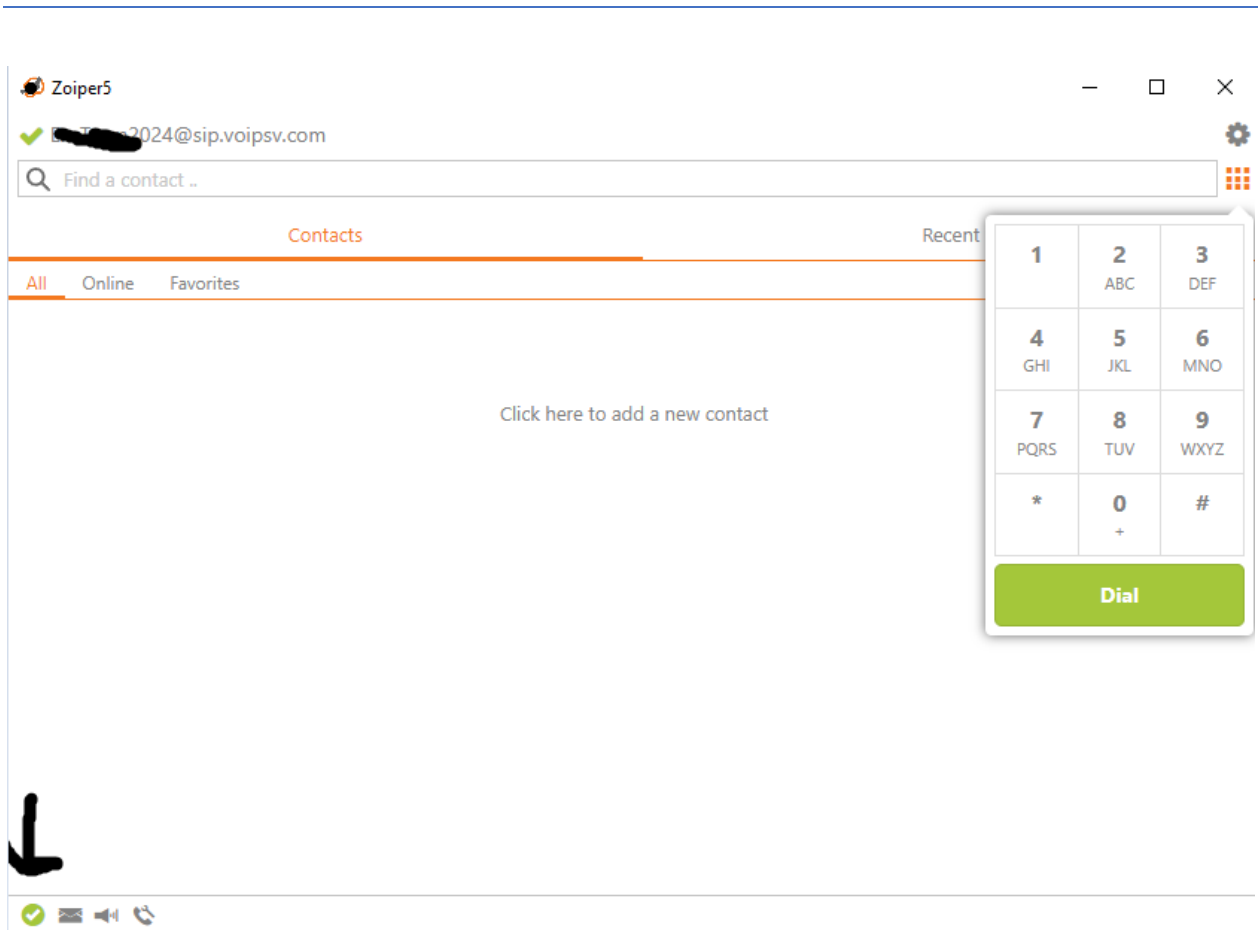


In the first instance, enter your voipsv username and password (Make sure to place the upper and lower case letters correctly)



Once entered, enter the voipsv domain: sip.voipsv.com and next, and skip optional authentication and proxy.. and select SIP UDP





In this case you can now make a call. Make sure that your call begins with the prefix where you will call, for example: 212628931043 on this occasion call without "+", if you get an error try it with the sign, if not contact support at the telegram group. And finish.

Sender SMS

In the SMS section, you will be able to send SMS to any number with a message. This part will not be detailed since it is super simple. Something to keep in mind that to send SMS you need to convert dollars to callcoin.

Send message

CallCoin: 📞 5.8870399873694(USD: \$1.031115365193)
Price: \$0.17515005289674/📞 Coin

To: example: 50372950394

write the message here

Send

Top Up

In this section, you will be able to recharge a telephone number with the balance you carry, the recharges are done safely and anonymously.

Product: 1GB
Type: Bundle
VALID FOR: 1 DAYS
Price: \$1.20 USD

Buy

Product: Free Plus 1 day
Type: Bundle
VALID FOR: 1 DAYS
Price: \$1.50 USD

Buy

Balance: \$2 - \$49

Monto de Recarga:

Buy

Product: 3GB

Conclusion

In conclusion, VoipSV emerges as a premier VoIP communication solution, reshaping how individuals and businesses connect globally. With a focus on cutting-edge technology and user-centric design, VoipSV offers unparalleled clarity, reliability, and privacy in every call. The option to recharge accounts with Bitcoin underscores VoipSV's commitment to security and confidentiality, reflecting the evolving digital landscape. Additionally, competitive rates ensure that quality remains uncompromised, making high-quality communication accessible to all. As the world becomes increasingly interconnected, VoipSV stands as a beacon of efficient international communication, breaking down geographical barriers and fostering global connectivity. With user-friendly features and dedicated support channels, VoipSV empowers users to navigate the communication landscape seamlessly. From sign-up to making calls and sending SMS, VoipSV simplifies the process, ensuring a hassle-free experience for users worldwide. In essence, VoipSV not only offers a service but a transformative communication experience, where innovation meets reliability, and borders dissolve in the realm of connectivity. Join VoipSV today and embark on a journey towards seamless, borderless communication.